

Canllawiau Cyflym ar Sut i Ddefnyddio Ap Ffôn Symudol Go4Schools



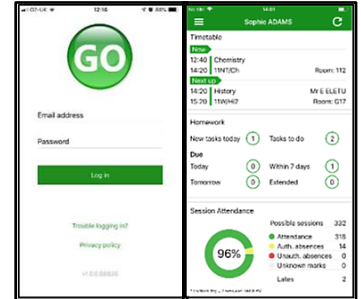
Mae'r Ap Ffôn Symudol Go4Schools yn rhoi'r wybodaeth ddiweddaraf i chi am sut mae eich plentyn/plant yn perfformio yn yr ysgol. Os yw'r ysgol wedi tanysgrifio i Go4Schools, mae'r ap cyfan yn rhad ac am ddim i rieni a disgyblion, a gellir ei lawrlwytho ar:



Beth allwch chi weld ar yr Ap:

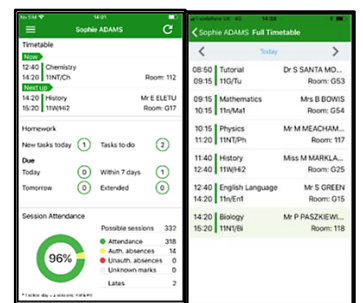
Ar hyn o bryd, gallwch weld gwybodaeth am amserlen, presenoldeb, ymddygiad a chyrhaeddiad eich plentyn.

1. Tapiwch ar yr Ap i'w agor.
2. Rhwng eich cyfeiriad e-bost a'ch cyfrinair i mewn. *Defnyddiwch yr un cyfeiriad e-bost a chyfrinair rydych chi'n ei ddefnyddio ar gyfer y wefan Go4Schools.*
3. Cliciwch ar 'log in' i fewngofnodi. *Os ydych chi'n defnyddio'r rhaglen am y tro cyntaf, rhaid mewngofnodi drwy'r wefan yn gyntaf i dderbyn eich cyfrinair.*

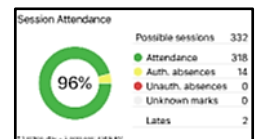


Mae'r tudalen gartref yn dangos yr amserlen gyfredol. Sgrolwch i lawr i weld gwybodaeth am bresenoldeb, ymddygiad a chyrhaeddiad. Tapiwch ar yr amserlen i weld rhagor o wybodaeth.

Amserlen: O'r brif sgrin, gallwch hefyd dapio ar yr amserlen i weld rhagor o wybodaeth. **Manylion am yr amserlen:** Yma cewch weld amserlen heddiw. Gallwch dapio neu symud eich bys ar dop y dudalen i weld dyddiadau o'r gorffennol a dyddiadau ar gyfer y dyfodol.



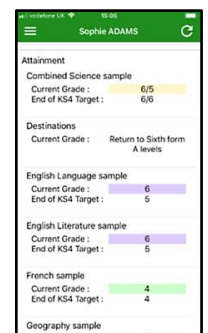
Presenoldeb: O'r brif sgrin, sgrolwch i lawr i weld gwybodaeth am bresenoldeb. Mae'r siart yn dangos cyfanswm y presenoldeb fel canran. Bydd yr Ap hefyd yn dangos manylion am farciau penodol yn ymwneud â phresenoldeb gan gynnwys marciau presenoldeb awdurdodedig ac anawdurdodedig. Mae marciau hwyr yn cael eu cynnwys yng nghyfanswm y marciau presenoldeb, ac mae marciau anhysbys yn disgwyl am gadarnhad o'r rheswm dros yr absenoldeb. **SYLWCH:** Mae dau sesiwn posib mewn diwrnod ysgol, YB ac YP (AM a PM).



Ymddygiad: Er mwyn gweld gwybodaeth am Ymddygiad, parhewch i sgrolio i lawr y sgrin. Bydd siart bar â phwyntiau ar gyfer ymddygiad negyddol a chadarnhaol dros amser yn ymddangos. Mae modd sgrolio ar draws y siart i weld y flwyddyn gyfan. Mae'r pwyntiau cadarnhaol yn ymddangos mewn lliw gwyrdd, a'r pwyntiau negyddol mewn lliw coch. Gallwch hefyd weld cyfanswm y pwyntiau.

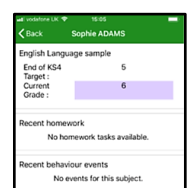
Cyrhaeddiad

Os scrolwch i lawr ymhellach, gallwch weld manylion ar gyrraeddiad, sy'n dangos sut mae eich plentyn yn perfformio yn eu gwersi. Os cânt eu rhannu gan eu hysgol, mae'r adran uchaf yn dangos eu graddau a'r hyn sy'n weddill (pa mor dda maent yn perfformio o'u cymharu â'u targed).



Manylion am y Pwnc

Os tapiwch ar bwnc penodol, gallwch weld trosolwg o'r cyrraeddiad, ymddygiad a gwaith cartref ar gyfer y pwnc hwnnw. Gallwch ddychwelyd i'r brif sgrin drwy ddefnyddio'r botwm '<back'.



(Efallai bydd nodweddion ychwanegol ar gael yn y dyfodol ond mae'n dibynnu ar ba modiwlau Go4schools yr ydym wedi'i ofyn amdano)

Parent GO 4 Schools Mobile App Quick Start Guide



The GO 4 Schools Mobile App keeps you informed about any of your children who attend any school that subscribes to GO 4 Schools to ensure you can see how they are performing at school. The App is completely free of charge to both parents and students, where the school has a subscription to the GO 4 Schools App module and can be downloaded from:



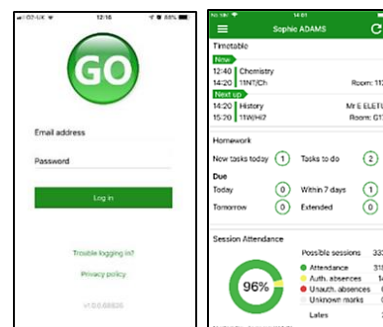
What the App can show you:

Currently you can view the timetable, attendance, behaviour and attainment information for your children.

1. Tap on the App to open.
2. Type in your email address and password. This is the same email address and password you use to log into the GO 4 Schools website.
3. Click on 'log in'.

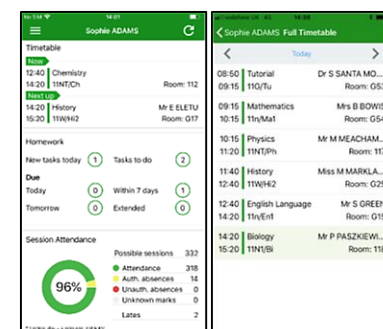
If you are a first-time user, you will need to log into the website first to receive your password.

The homepage shows a student's current timetable and overview of the status of their homework. Scroll down to see attendance, behaviour and attainment information. Tap on the timetable to view more information.



Timetable: From the main screen you can also tap on the timetable for more information. **Timetable detail:** You are then presented with today's timetable. You can tap or swipe to previous and future days at the top.

Attendance: From the main screen scroll down to view attendance information. A chart displays the overall percentage attendance. The App will also display detail about specific attendance marks including authorised and unauthorised attendance marks. Late marks are incorporated into the overall attendance marks and unknown marks are waiting for confirmation of the reason for the absence. NOTE: There are two possible sessions in a school day, AM and PM.



Behaviour: Continue to scroll down the app to the Behaviour information. This will display a bar chart of both negative and positive behaviour points over time, the chart can be scrolled across throughout the year. Positive points are shown in green and negative points in red with a total points count.

Attainment: Scrolling down further, you can see the attainment card, showing how your child is doing in their subjects. The attainment card at the top level provides their grades, and their residual (how well they are doing when compared to their target), if shared by their school.

Subject detail: If you tap on a specific subject you can see an overview of attainment, behaviour and homework for that subject. You can easily return to the main screen by using the '< back' button.

Additional features may become available in the future depending on the different GO 4 Schools modules the school has selected.

